



AMERICAN YOUTH
SOCCER ORGANIZATION

Player Development Initiatives

2019-20

Last updated: 6/20/19

Version 1.0

EVERYONE PLAYS®

BALANCED TEAMS

OPEN REGISTRATION

POSITIVE COACHING

GOOD SPORTSMANSHIP

PLAYER DEVELOPMENT

Purpose

- Provide brief explanation of PDI including 2019-20 implementation update
- Provide guidance to referees in how to administer matches impacted by the adoption of the PDI

PDI Focus On Player Development

- Development over winning
- Create environment for player success
- Program uniform across US
- Reduce advantage of strongest/fastest
- Increase technical skills
- Keep ball on ground

Changes for 2019-20: Introduction

- Changes for 2019-20 are noted by a red rectangle, like below
- Changes are based on the 6/2019 version of the AYSO National Rules & Regulations (NR&R)

2019-20 NR&R

Changes for 2019-20: Summary

- Goal kicks in 9U–10U
 - Opponents can cross BOL after ball is in play: when kicked and clearly moves (does not have to leave penalty area — this is Law 16 change)
 - If opponents cross BOL too soon and interfere, retake the goal kick
- Goalkeeper possession in 9U–10U
 - If opponents cross BOL too soon and interfere, indirect free kick at BOL

PDI policies in AYSO National Rules & Regulations*

- Section I.
 - Part H. Small-sided matches
 - Part I. Heading the ball
 - Part J. Throw-ins (6U–8U)
 - Part K. Goalkeeper punts (9U–10U)
 - Part L. Build-out line (9U–10U) Updated for 2019-20

*NR&R found at
www.aysovolunteers.org

PDI Impact on AYSO Game

- Use small-sided games in 6U–12U
 - AYSO has done this for several years
- Modify 6U–10U rules and field to promote build up of play and enhance technical skills
- No deliberate heading of the ball by players in 11U and below (12U and below for programs without single-age divisions)

PDI Impact on AYSO Game

- The purpose of the build-out (BOL) line in 9U–10U is to allow teams to develop technical skills with less pressure from opponents. Coaches and teams are encouraged to use this opportunity.
- That said, there is no requirement for players to play the ball to teammates on the goal-line side of the BOL.

No-Heading Policy

- Applies only to 11U and below (12U and below for programs without single-age divisions)
- If ball is deliberately headed: Referee stops play, checks for potential injury, and reminds players of heading policy

No-Heading Policy

If ball is deliberately headed:

Play is restarted with indirect free kick taken from the place where the player touched the ball with his/her head with the following exceptions:

- If kick is awarded to the attacking team inside the opposing team's goal area, must be taken on the goal area line which runs parallel to the goal line at the point nearest to where the player touched the ball with his/her head.
- If kick is awarded to the defending team in their own goal area, may be taken from anywhere in that area.

Impact on 9U–10U Matches

- No deliberate heading of the ball
- Goalkeeper punts (includes drop kicks) are not allowed
- Build-out line (BOL) to promote development of technical skills

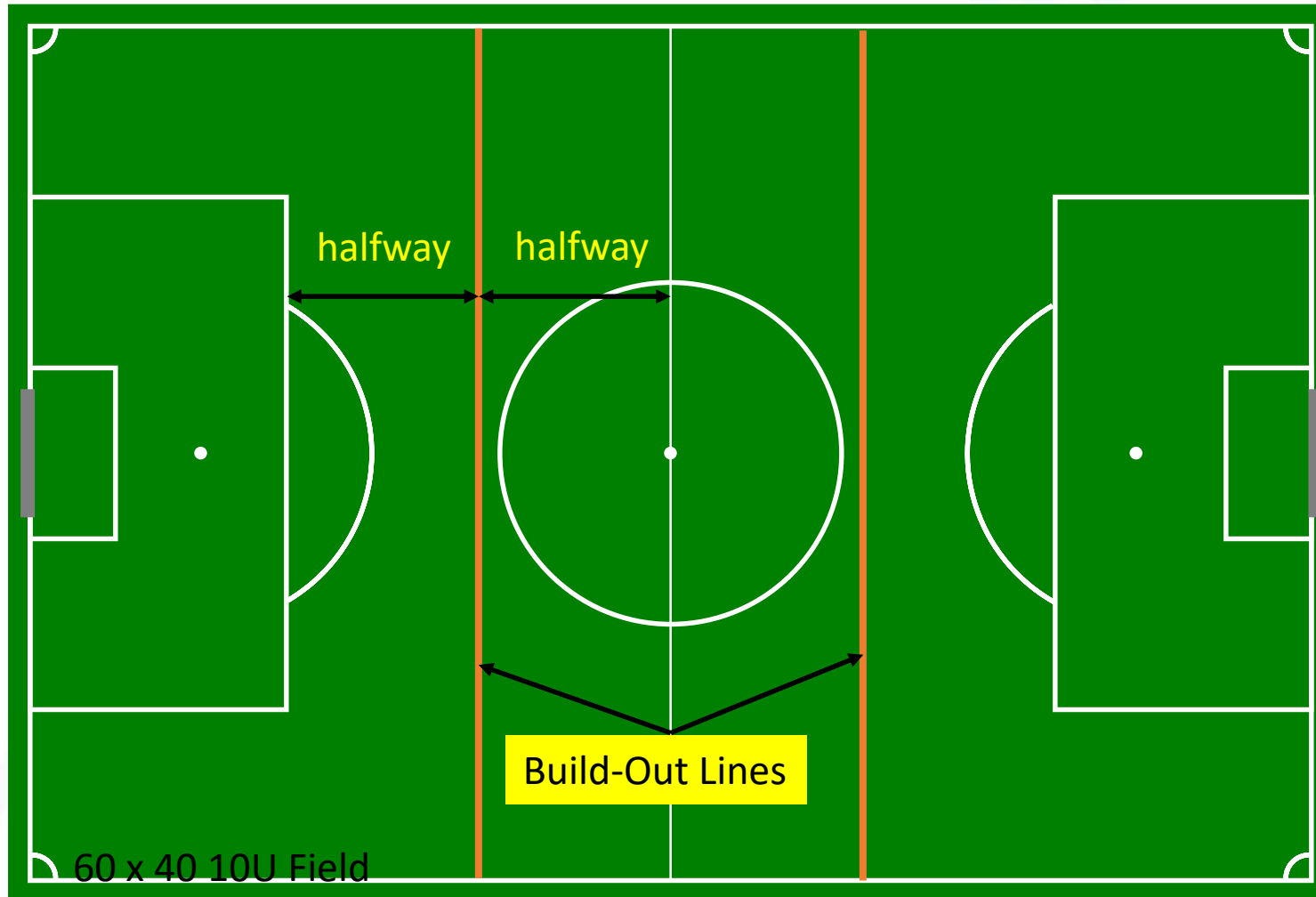
No Punts in 9U-10U

- The goalkeeper in 9U-10U shall not deliberately punt (includes drop kick) the ball
- If goalkeeper punts the ball, play is stopped, and an indirect free kick is awarded to the opposing team...
 - At the spot the ball was punted, OR
 - If inside the goal area, then the ball is moved to the goal area line parallel to the goal line at the point nearest to where the punt occurred

9U–10U Build-Out Line (BOL)

- 9U–10U matches now include BOL to help promote development of player skills
- BOL only impacts these three situations:
 - Goalkeeper releasing ball after gaining possession in hands
 - Goal kicks
 - Offside

9U–10U Build-Out Line (BOL)



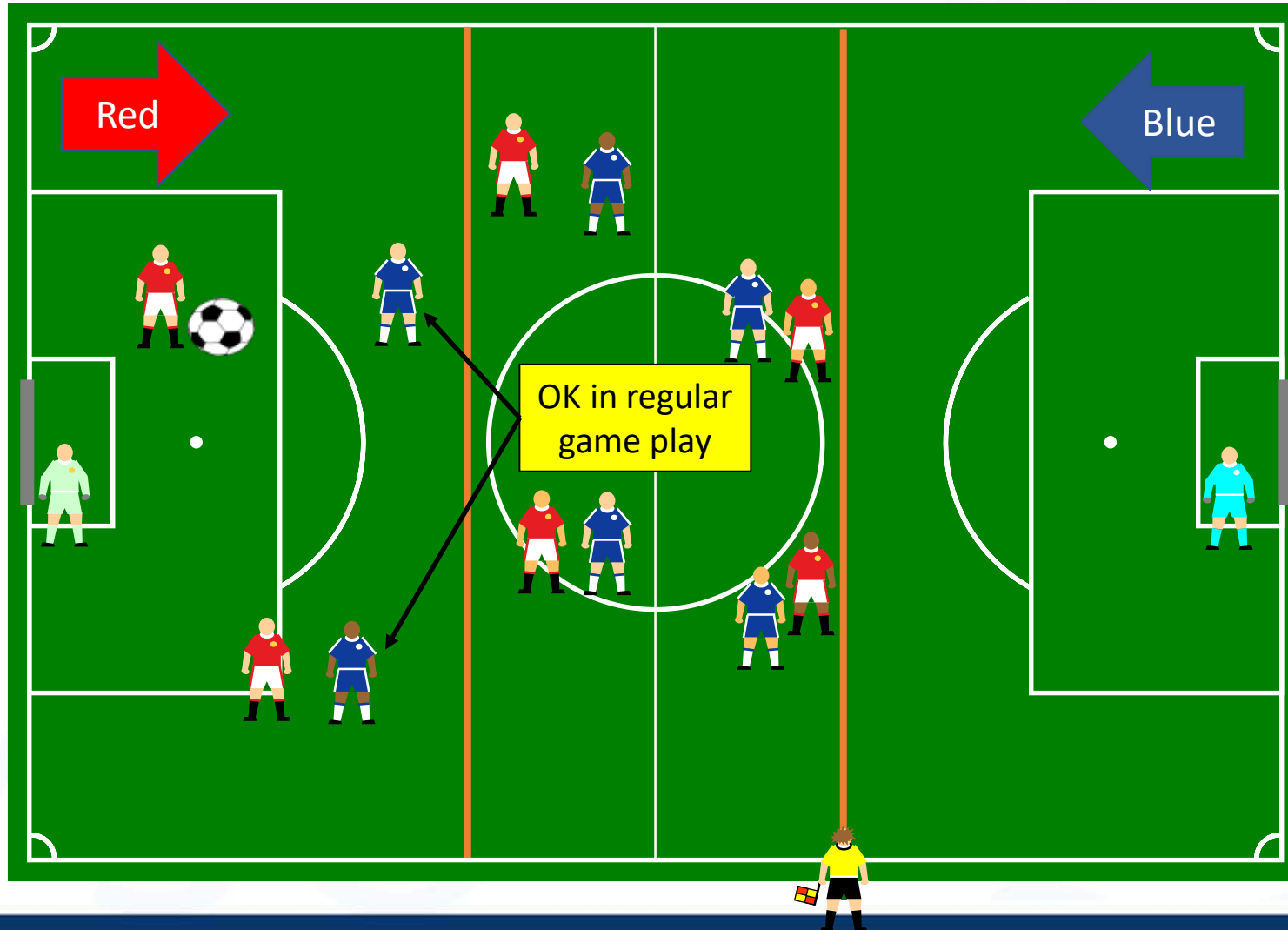
9U–10U Build-Out Line

- In each half of the field, located halfway between the halfway line and the penalty area line parallel to the goal line
- Line may be solid, dashed, or simply marked by cones (or flags) off the field
 - Referee needs to know how line is marked prior to match
 - Good practice to remind players/coaches prior to match

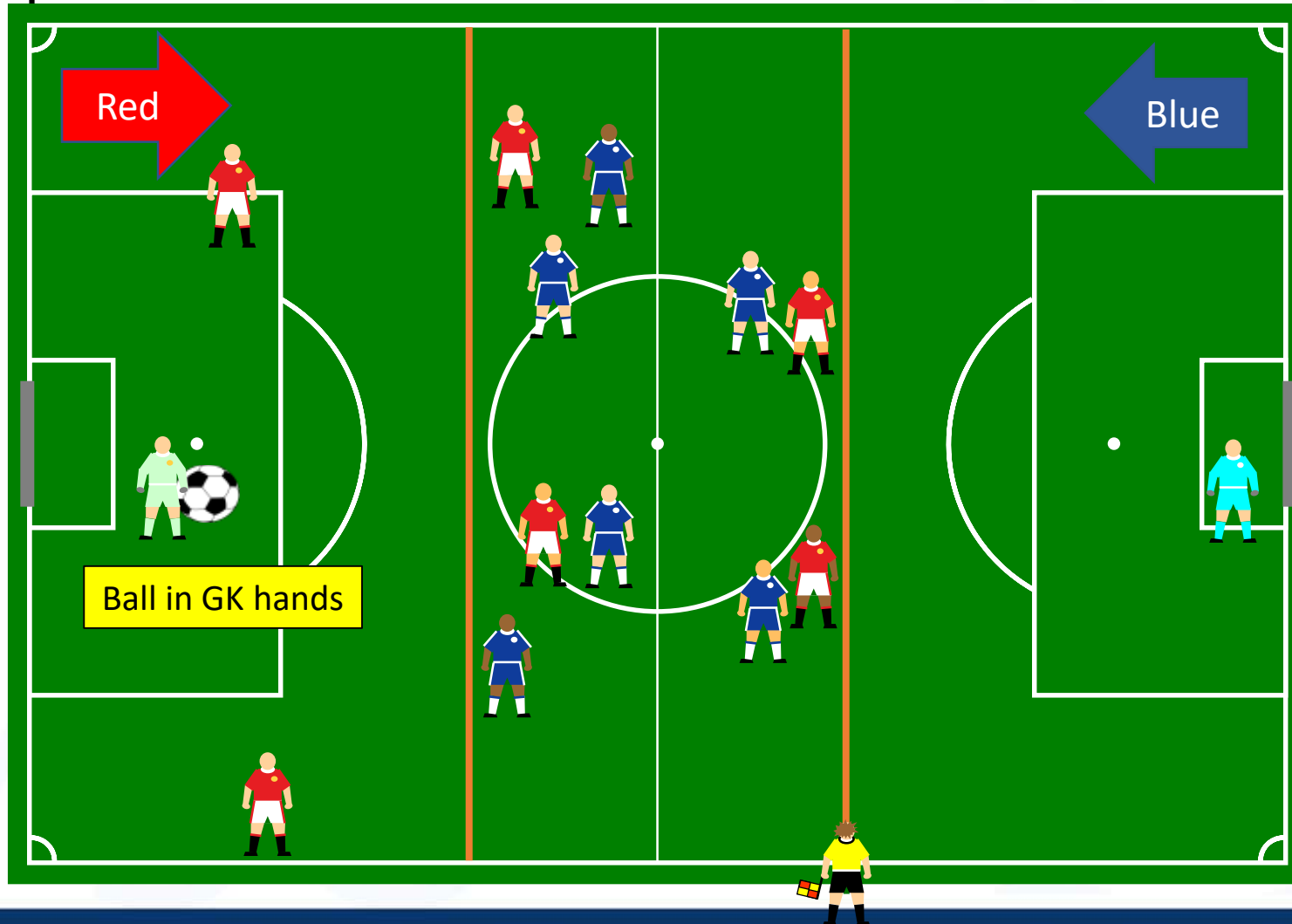
Build-Out Line: Basic Concepts

- Promotes development of skills by providing additional space and time for a team to build an attack after a save by a goalkeeper or from a goal kick
- Allows attacking team more room to develop attack by having the BOL replace the halfway line in the judgement of offside infractions

BOL Does Not Restrict Player Location During Normal Play



Opponents MUST Move Behind BOL When Goalkeeper Gets Possession



BOL and Goalkeeper Possession

- When goalkeeper gains possession of ball with hands
 - Opponents must retreat behind BOL
 - Opponents may cross BOL once the ball is released from goalkeeper's hands
 - Goalkeeper has option to release ball without waiting for opponents to retreat
 - Opponents then may not be penalized for not retreating across the BOL

What about other saves by Goalkeeper in 9U–10U?

- If goalkeeper kicks/punches ball rather than trying to collect ball with hands, then play continues as usual
- BOL is not a factor

Goalkeeper Possession: Referee Considerations

- Goalkeeper may release ball to either side of BOL
 - BOL only impacts opposing team position on field
- Goalkeeper does not need to wait for opponents to retreat; takes risk of interception
- **Referee should encourage opponents to retreat**
 - Goalkeeper has 6 seconds to release ball from hands after opponents have retreated across BOL (not commonly enforced in 9U/10U – vocally encourage goalkeeper to release ball)
- If ball goes directly out of play then restart with throw-in or corner kick as appropriate per Laws of the Game (LOTG).

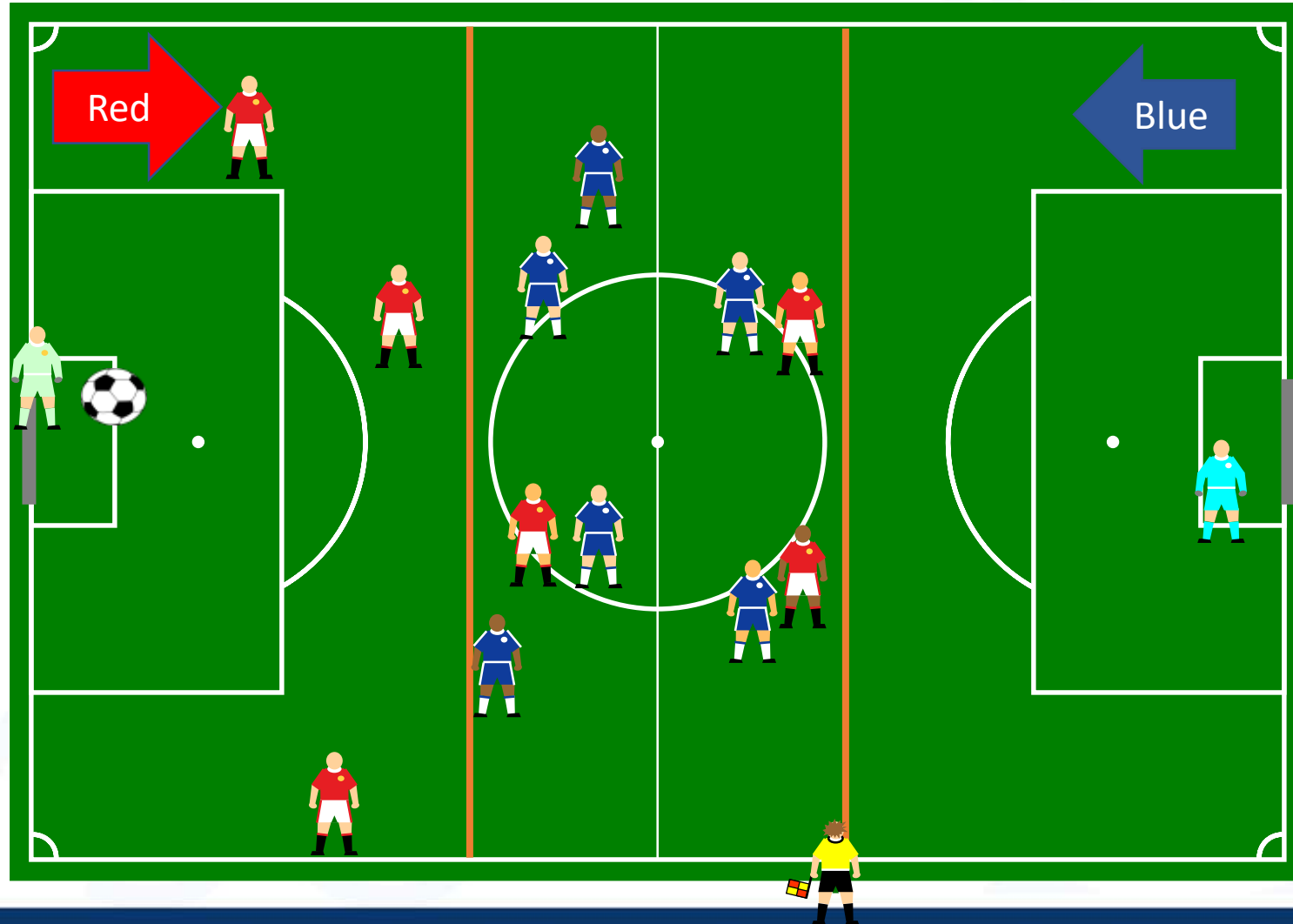
Goalkeeper Possession: Opponent Considerations

- Opponents may cross the BOL as soon as the ball is released from the goalkeeper's hands

Goalkeeper Possession: Opponent Considerations

- Infraction: opponent crosses BOL before goalkeeper releases ball and subsequently interferes with play
 - **Be vocally proactive; manage opponents to avoid this behavior**
 - Use judgement and don't interfere for trifling infractions
 - If play has to be stopped to deal with infraction
 - Remind opponents of proper procedure
 - Restart with **indirect free kick for goalkeeper's team on BOL where infraction occurred**

Opponents MUST Move Behind BOL for Goal Kick



Restarting Play From Goal Kick

- Opponents must move behind BOL when play is restarted with a goal kick.
- Player taking goal kick does not need to wait for opponents to retreat across the BOL
- Ball may be kicked to either side of BOL
- Opponents may cross BOL when ball is in play: when kicked and clearly moves (per Law 16)

2019-20 NR&R

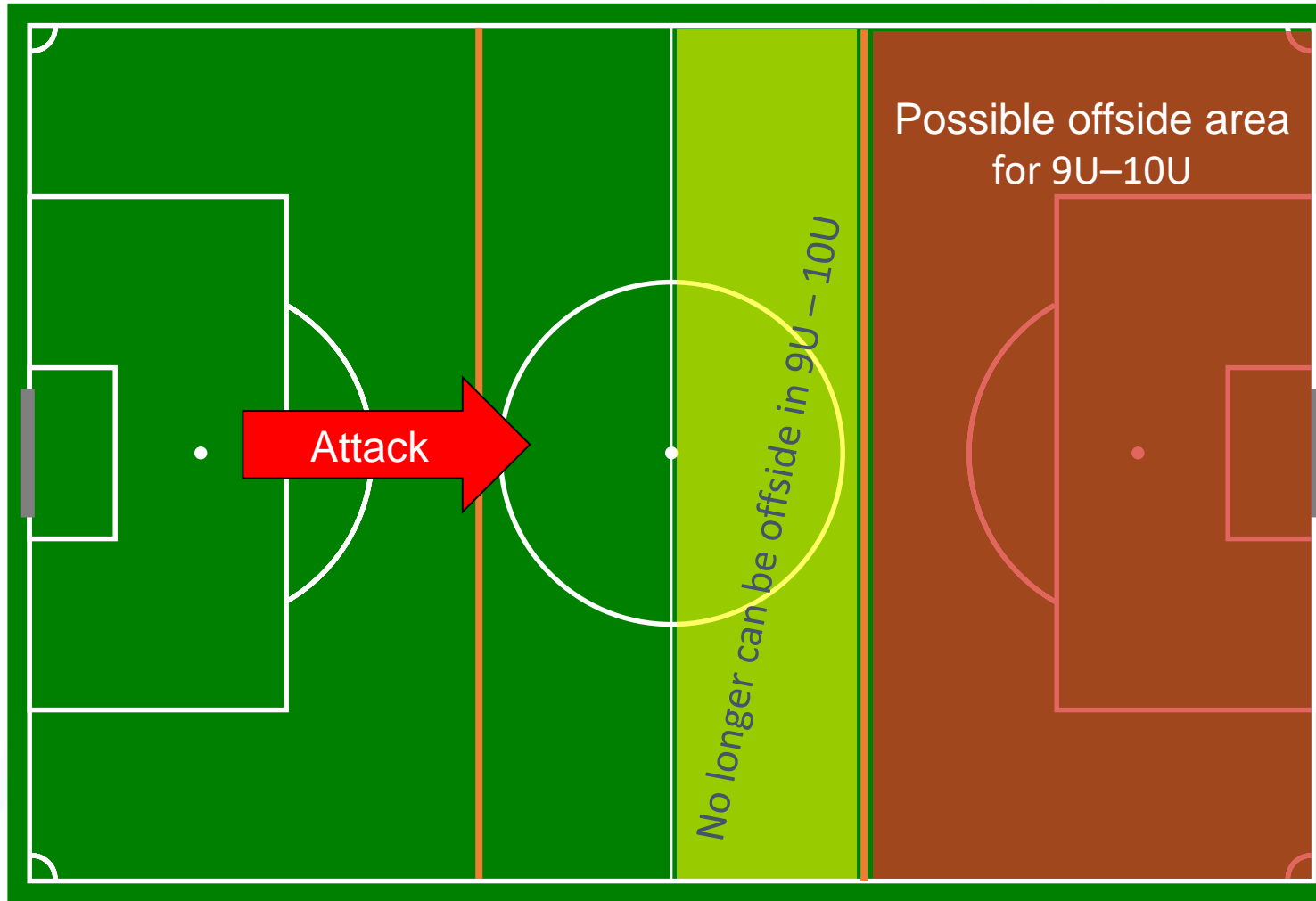
Goal Kick: Referee Management

- Referee should encourage opponents to retreat
- Player taking goal kick does not need to wait for opponents to retreat
 - Kicker takes risk of interception
 - Opponents then may not be penalized for not retreating across the BOL
- Ball may be kicked to any point on the field
- If ball is kicked directly out of play then restart with throw-in or corner kick as appropriate per LOTG

Goal Kick: Opponent Considerations

- Opponents may cross BOL when ball is in play: when kicked and clearly moves (per Law 16) 2019-20 NR&R
- Infraction: Opponents cross BOL before ball is in play and interfere with kick
 - Referee stops play; asks opponents to retreat, then **goal kick is retaken** 2019-20 NR&R
 - Use judgement and don't interfere for trifling infractions
 - **Be vocally proactive; manage opponents to avoid this behavior**

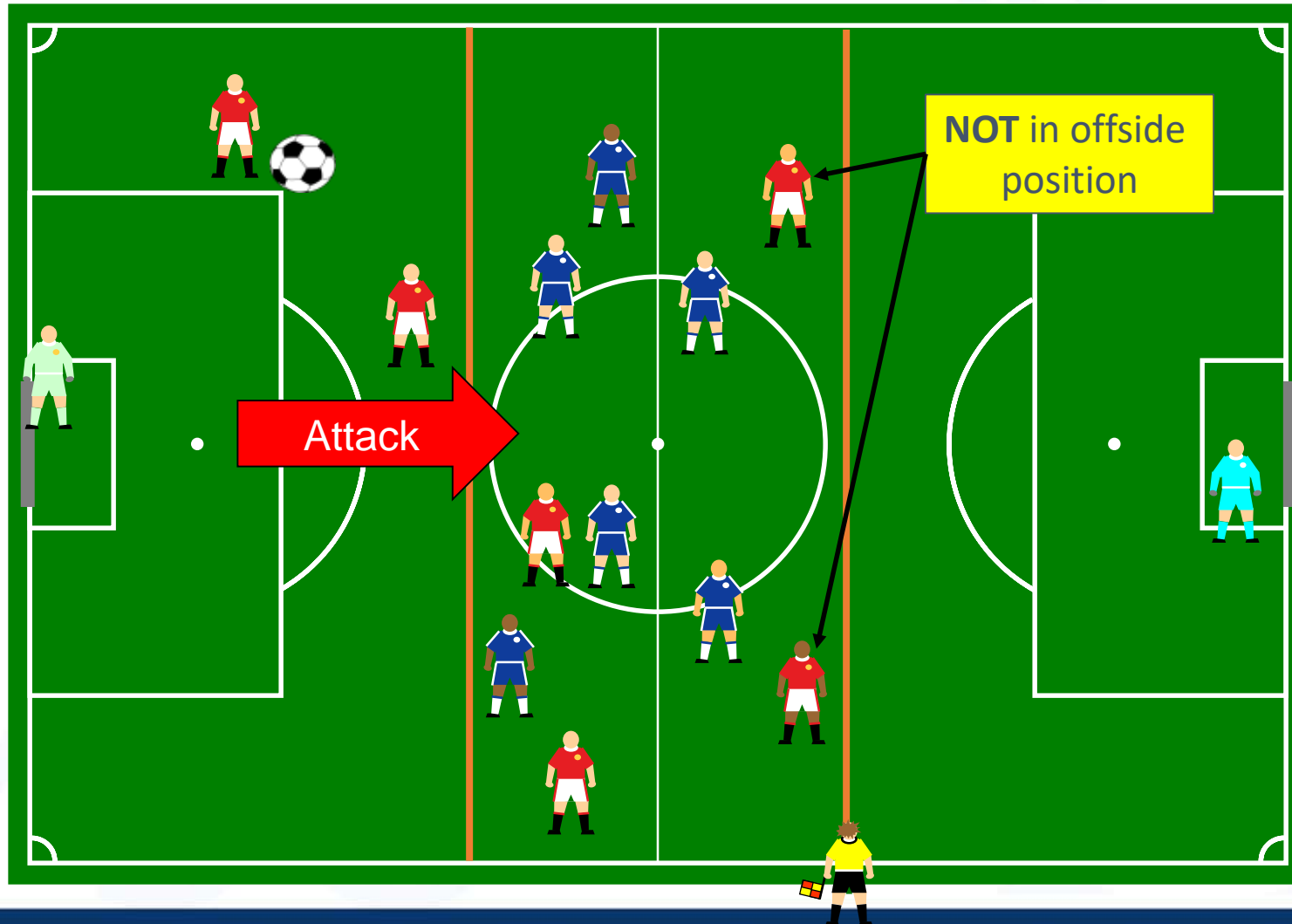
BOL Limits Location of Offside Position



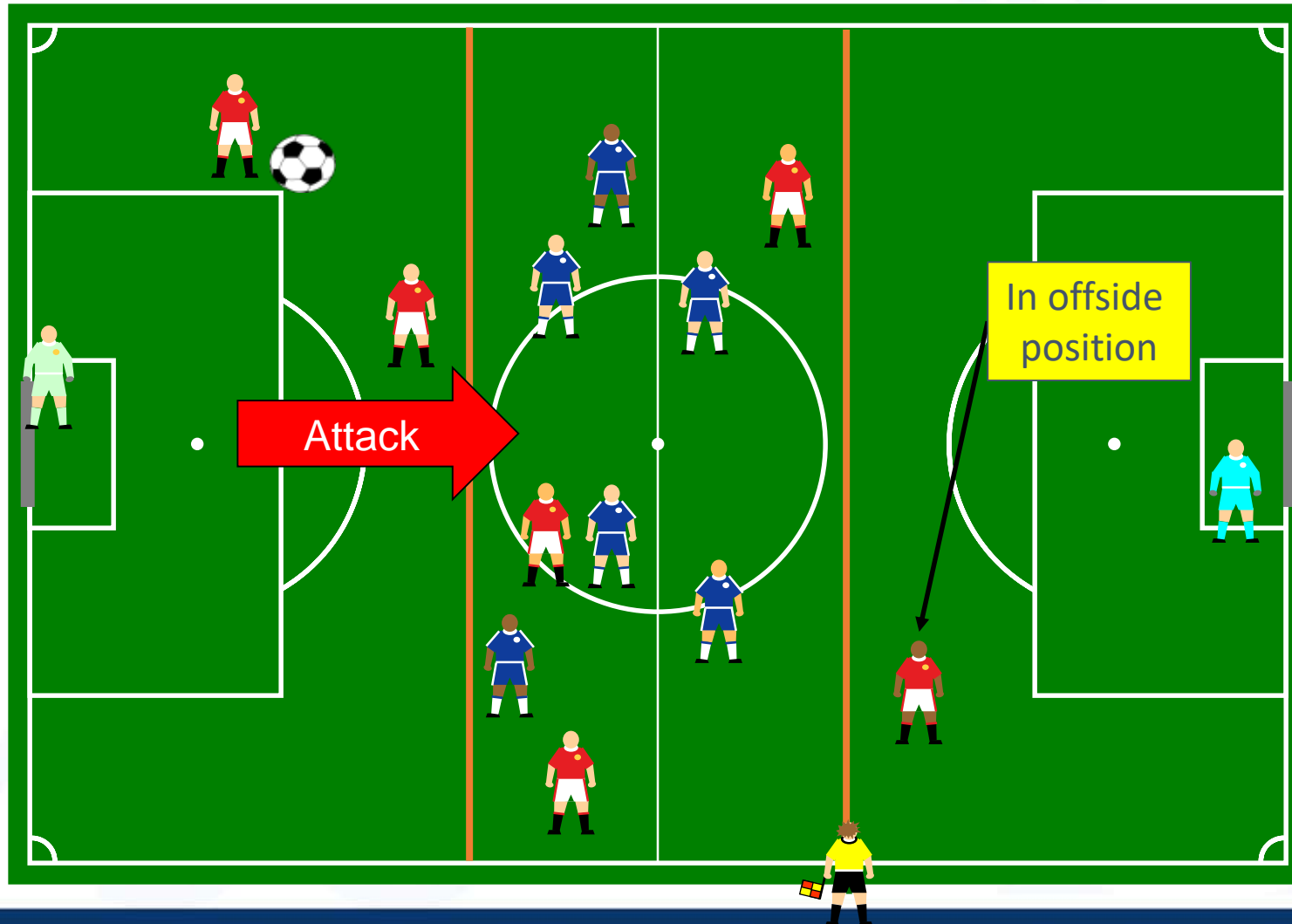
BOL and Offside

- For the attacking team, the area of potential offside infractions is bounded by the BOL in the opponent's half of the field and the opponent's goal line.
 - That BOL replaces the halfway line as the boundary where offside infractions are considered
 - Assistant Referee movement along the touchline is then limited by that BOL and the associated goal line

BOL Defines Potential Offside Infractions



BOL Defines Potential Offside Infractions



Apply AYSO Team Concept

- Referee should inform coach of repeated infractions of PDI policies. As needed, report same on game card.
- Repeated infractions should NOT be considered as part of Persistent Offenses misconduct

Summary: Key Points

- Deliberate heading not allowed in 11U and below (12U and below for programs without single age divisions)
- Goalkeeper punts not allowed in 9U–10U
- Build-Out Line used in 9U–10U
 - Impacts offside, goal kicks, goalkeeper possession in hands
- Be aware that AYSO implementation may differ from that of other organizations

Acknowledgements

- We wish to thank Rich McGuire (10/E/4) and Martin Bittner (SDRI 2) for much of the graphical content